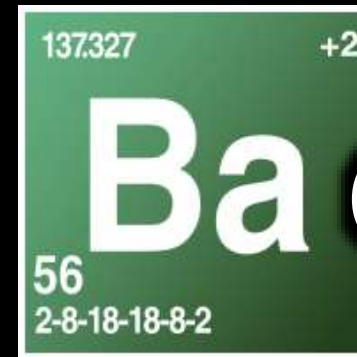


Ev **Al** uating




Bad

A Credential Evaluator's "How-To" Guide for Document Fraud

Timothy J. Kell
Educational Credential Evaluators, Inc.

TAICEP At Your Desk
21 May 2020





Weak Documentation



Requirements



Weak Documentation Requirements

- Digitally Tampered Documents Don't Have Red Flags and Are Impossible To Detect
- Real Academic Documents Can Easily Be Found on the Internet
- So Wonderfully Easy To Do! And It's Free!!!




Weak Document

Issuing



Practic



Weak Document Issuing Practices

- Schools Commonly Issue “Official” Documents With No Safety Features
 - Especially Attested Photocopies
- All I Need Is A Stamp That I Can Easily Create!
- Schools Will Give Out Real Envelopes!



Limited



Time and



Resources

Limited Time and Resources

- Over Reliance On Translations
- Not Knowing What Documents Should Look Like
 - ie: It's Tempting to Accept Whatever Comes Sealed
- Directly Verifying All Documents is Prohibitively Difficult and Time Consuming

e
v
Technological

TrickEry


Tchnological Trick **Ery**

- Everything can be faked:
 - Documents
 - Emails and Attachments
 - Websites, Including Verification Websites
 - QR Codes

- A Fake Online Paper Trail Is Easy To Create




Fighting B



- Never accept photocopies / scanned images/ email attachments directly from students.
- Require the most secure type of “original” documentation a student can provide (which might be those in student’s possession).
- Keep archives of sample documents and known safety features.



Fighting B



- Work directly from primary language documents. Use translations only as a guide.
- Carefully vet the source of electronic documents and online verification / results.
- Be naturally suspicious, especially of any request out of the ordinary.